

NOVEMBER 2022

CALIFORNIA COMMERCIAL LEASING OFFICE AVAILABILITIES



OFFICE

ONNI.COM

1031 S BROADWAY SUITE 400 LOS ANGELES, CA 90015
213.315.0205 | USALEASING@ONNI.COM

FEATURED PROPERTIES

NOW LEASING



[VIEW WEBSITE](#)

GLENDAL, CALIFORNIA

535 BRAND

ADDRESS 535 N Brand Blvd Glendale, CA 91203
CONTACT Scott Unger & Linda Lee
COMPANY Kidder Matthews
PHONE 626.873.1803 / 626.873.1802

AVAILABILITY

Suite 400	3,819 SF	Available Immediately
Suite 420	2,133 SF	Available Immediately
Suite 510	2,772 SF	Available Immediately
Suite 705	2,445 SF	Available Immediately
Suite 1050	2,825 SF	Available Immediately

BUILDING FEATURES

- Newly renovated building lobby, entry and monument sign
- Located in the bustling Downtown Glendale district
- Walk score of 91 and is central to numerous restaurants and retail amenities within Downtown Glendale, The Glendale Galleria, The Americana at Brand, and various mixed-use retail and entertainment developments
- Convenient access to the 134, 5, and 2 freeways
- Close proximity to Hollywood Burbank Airport
- LA Metro bus and city shuttle stop located directly in front of the building



[VIEW WEBSITE](#)

GLENDAL, CALIFORNIA

611 BRAND

ADDRESS 611 N Brand Blvd Glendale, CA 91203
CONTACT Bill Boyd, Linda Lee & Scott Unger
COMPANY Kidder Matthews
PHONE 626.873.1801 / 626.873.1802 / 626.873.1803

AVAILABILITY

Suite 200	4,933 SF	Spec Suite - Available Immediately
Suite 210	6,785 SF	Spec Suite - Available Immediately
Suite 220	5,254 SF	Spec Suite - Available Immediately
Suite 230	5,634 SF	Spec Suite - Available Immediately
Suite 300	25,424 SF	Available Immediately
Suite 400	24,537 SF	Available Immediately
Suite 500	25,418 SF	Full Floor or Demising Opportunities - Available Immediately
Suite 600	24,418 SF	Full Floor or Demising Opportunities - Available Immediately
Suite 700	24,418 SF	Full Floor or Demising Opportunities - Available Immediately
Suite 1100	25,410 SF	Available Immediately

BUILDING FEATURES

- 14-story, 364,128 sq ft building in the heart of Glendale's Financial District
- Recently completed tenant amenity lounge & fitness center
- Central to numerous restaurants & retail amenities within Downtown Glendale
- Convenient access to the 134, 5, and 2 freeways
- Close proximity to Hollywood Burbank Airport
- On-site management with 24/7 security

FEATURED PROPERTIES

NOW LEASING



[VIEW WEBSITE](#)

GLENDALE, CALIFORNIA

700 BRAND

ADDRESS 700 N Brand Blvd Glendale, CA 91203
CONTACT Bill Boyd, Linda Lee & Scott Unger
COMPANY Kidder Matthews
PHONE 626.873.1801 / 626.873.1802 / 626.873.1803

BUILDING FEATURES

- Located in the bustling Downtown Glendale district
- EV charging stations
- Walking distance to numerous restaurants & retail amenities within Downtown Glendale
- Convenient access to the 134, 5, and 2 freeways
- Close proximity to Hollywood Burbank Airport

AVAILABILITY

Suite 220	3,112 SF	Available Immediately
Suite 240	2,397 SF	Available Immediately
Suite 300	6,050 SF	Available Immediately
Suite 370	5,178 SF	Available Immediately
Suite 440	2,998 SF	Available Immediately
Suite 500	3,463 SF	Available Immediately
Suite 840	2,302 SF	Available Immediately
Suite 860	2,874 SF	Available Immediately
Suite 1400	16,848 SF	Available Immediately



[VIEW WEBSITE](#)

HUNTINGTON BEACH, CALIFORNIA

OCEAN PLAZA

ADDRESS 17011 Beach Blvd Huntington Beach, CA 92647
CONTACT Jason Ward, John Harty & Adie Jessup
COMPANY Cushman & Wakefield
PHONE 949.955.7640 / 949.372.4910 / 949.930.9258

BUILDING FEATURES

- Main lobby renovation recently completed
- Elevator modernization and cab renovation completed
- On-Site property management
- Class "A," 15-story reflective glass tower with polished marble lobby
- Excellent retail amenities & tenant conference center
- 6-Story parking structure with ample space & surface parking throughout site
- 24-hour keycard access
- 100% backup emergency power generators
- Central location convenient to freeways, LAX, and John Wayne Airports

AVAILABILITY

Suite 200	2,267 SF	Available Immediately
Suite 230	1,654 SF	Available June 1, 2022
Suite 300	3,828 SF	Available Immediately
Suite 320	6,906 SF	Available Immediately
Suite 350	4,542 SF	Available Immediately
Suite 410	1,611 SF	Available Immediately
Suite 420	3,755 SF	Available Immediately
Suite 430	2,668 SF	Available Immediately
Suite 650	3,096 SF	Available Immediately
Suite 670	4,778 SF	Spec Suite – Available Immediately
Suite 700	6,437 SF	Available Immediately
Suite 822	1,378 SF	Available Immediately
Suite 826	1,894 SF	Available Immediately
Suite 836	171 SF	Available November 1, 2022
Suite 1050	6,024 SF	Available Immediately
Suite 1220	4,347 SF	Available Immediately
Suite 1240	4,117 SF	Available Immediately

FEATURED PROPERTIES

NOW LEASING



[VIEW WEBSITE](#)

LOS ANGELES, CALIFORNIA

2140 E 7th

ADDRESS 2118-2140 E 7th Place Los Angeles, CA 90021
CONTACT Carle Pierose & Chris Bald
COMPANY Industry Partners
PHONE 310.395.5151

BUILDING FEATURES

- Located in the Arts District of DTLA
- Vintage brick building in a highly sought-after location
- Prominent arts district location – adjacent to Bestia, Damian, Bon Temps & Stumptown
- One block away from Warner Music Group HQ and Soho House
- Less than 1 mile to freeway 10 on/off-ramp

AVAILABILITY

2118 E 7th Place

First Floor	8,334 SF	Full Floor Opportunity – Available Immediately
Second Floor	8,334 SF	Full Floor Opportunity – Available Immediately
Third Floor	8,334 SF	Full Floor Opportunity – Available Immediately

2140 E 7th Place

First Floor	7,379 SF	Full Floor Opportunity – Available Immediately
Second Floor	7,015 SF	Full Floor Opportunity – Available Immediately
Third Floor	7,220 SF	Full Floor Opportunity – Available Immediately



[VIEW WEBSITE](#)

LOS ANGELES, CALIFORNIA

315 WEST 9th

ADDRESS 315 W 9th St Los Angeles, CA 90015
CONTACT Alex Bergeson & John Ollen
COMPANY Newmark Knight Frank
PHONE 213.596.2240 / 310.491.2067

BUILDING FEATURES

- 12 story office building located in Central Downtown LA
- Blocks away from the 110 and 10 freeways
- Walking distance from the Staples Center, LA Live, and the Fashion District
- Traditional & creative new spec suites available

AVAILABILITY

Suite 300	4,952 SF	Spec Suite, Move in Ready – Available Immediately
Suite 308	1,578 SF	Spec Suite, Move in Ready – Available Immediately
Suite 400	3,929 SF	Spec Suite, Move in Ready – Available Immediately
Suite 402	3,154 SF	Spec Suite, Move in Ready – Available Immediately
Suite 408	3,154 SF	Spec Suite, Move in Ready – Available Immediately
Suite 501	7,765 SF	Move in Ready – Available Immediately
Suite 600	13,377 SF	Move in Ready – Available Immediately
Suite 702	2,417 SF	Move in Ready – Available Immediately
Suite 800	2,084 SF	Spec Suite, Move in Ready – Available Immediately
Suite 900	3,448 SF	Built to Suit Opportunity – Available Immediately
Suite 950	7,186 SF	Available Immediately
Suite 1000	11,249 SF	Full Floor Opportunity – Build to Suit – Available Immediately
Suite 1100	11,400 SF	Full Floor Opportunity – Build to Suit – Available Immediately
Suite 1200	11,368 SF	Full Floor Opportunity – Build to Suit – Available Immediately



HOLLYWOOD, CALIFORNIA

7000 ROMAINE

ADDRESS 7000 Romaine St Hollywood, CA 90038
CONTACT Scott Langendoen & Steve Bernier
PHONE 213.246.2085 / 213.908.1250

AVAILABILITY


Suite 101	1,228 RSF	Available Immediately
Suite 102	594 RSF	Available Immediately
Suite 103	386 RSF	Available Immediately
Suite 105	525 RSF	Available Immediately
Suite 107	663 RSF	Available Immediately
Suite 108	3,233 RSF	Available Immediately
Suite 111	4,470 RSF	Available Immediately
Suite 113	3,259 RSF	Available Immediately
Suite 943	771 RSF	Available Immediately

BUILDING FEATURES

- Beautiful high-ceiling, showroom, gallery or creative office space.
- Gated & secure parking
- Timeless architecture design & restored lobby
- Located within the Hollywood Media District

FEATURED PROPERTIES

NOW LEASING



[VIEW WEBSITE](#)

LOS ANGELES, CALIFORNIA

600 WILSHIRE


ADDRESS 600 Wilshire Blvd Los Angeles, CA 90017
CONTACT Nico Vilgiate & Matthew Mazur
COMPANY Colliers
PHONE 213.494.2574

BUILDING FEATURES

- Sophisticated glass exterior and luxurious finishes in the main lobby and high-end common areas
- First class, highly capitalized ownership and on-site property management
- 100% subterranean parking with convenient 24-hour access
- Adjacent to retail, restaurants, residential lofts, financial institutions, and the 7th Street Metro subway station
- Within easy walking distance of world-class fine dining and entertainment venues including The Staples Center, LA Live, The Bloc, and several theatres, museums, and private clubs
- Signage available along a prominent monument sign facing Wilshire Boulevard

AVAILABILITY

Suite 202	3,194 SF	Available Immediately
Suite 301	5,308 SF	Available Immediately
Suite 302	4,264 SF	Available Immediately
Suite 303	4,318 SF	Available Immediately
Suite 304	5,140 SF	Available Immediately
Suite 400	18,853 SF	Available Immediately
Suite 500	18,862 SF	Available Immediately
Suite 600	6,589 SF	Available Immediately
Suite 610	7,925 SF	Available Immediately
Suite 1000	11,287 SF	Available Immediately
Suite 1520	3,363 SF	Available Immediately
Suite 1550	5,775 SF	Typical Layout for Spec Suite – Available Immediately
Suite 1650	6,219 SF	Available Immediately
Suite 1660	3,194 SF	Available Immediately



[VIEW WEBSITE](#)

LOS ANGELES, CALIFORNIA

800 WILSHIRE

ADDRESS 800 Wilshire Blvd Los Angeles, CA 90017
CONTACT Nico Vilgiate & Matthew Mazur
COMPANY Colliers
PHONE 213.494.2574

BUILDING FEATURES

- One block from \$1.2 Billion Wilshire Grand skyscraper, 7th St Metro Station, & The BLOC retail revitalization project
- Fed-Ex & LA-based artisan pizza chain 800 Degrees on Ground Floor
- Brand-new modern lobby and common areas
- Tenant lounge and conference facility being built
- Sprawling 16th-floor balconies running the length of the building
- New private, dedicated, & well-funded ownership
- Easy & convenient access to 110 & 10 freeways
- 24-hour building security & subterranean parking

AVAILABILITY

Suite 103	2,891 SF	Available Immediately
Suite 200	14,967 SF	Available Immediately
Suite 300	14,404 SF	Available Immediately
Suite 450	7,203 SF	Available Immediately
Suite 500	10,363 SF	Available Immediately
Suite 530	1,414 SF	Available Immediately
Suite 550	2,661 SF	Available Immediately
Suite 600	7,531 SF	Available Immediately
Suite 710	3,247 SF	Available Immediately
Suite 750	5,748 SF	Available October 1, 2022
Suite 800	8,086 SF	Available Immediately
Suite 808	2,446 SF	Available August 1, 2022
Suite 820	1,893 SF	Available Immediately
Suite 900	14,418 SF	Available Immediately
Suite 1000	3,350 SF	Available Immediately
Suite 1010	3,020 SF	Available Immediately
Suite 1050	3,100 SF	Available September 1, 2022
Suite 1100	14,437 SF	Available Immediately
Suite 1200	14,438 SF	Spec Suite Typical Plan – Full Floor Opportunity – Available Immediately
Suite 1301	6,377 SF	Spec Suite Typical Plan – Available Immediately
Suite 1400	4,646 SF	Available Immediately
Suite 1410	6,490 SF	Available Immediately
Suite 1510	3,016 SF	Available Immediately
Suite 1525	2,127 SF	Available Immediately
Suite 1550	2,177 SF	Available Immediately


[VIEW WEBSITE](#)

LOS ANGELES, CALIFORNIA

ATRIA WEST

ADDRESS EAST BUILDING - 10585 Santa Monica Blvd Los Angeles, CA 90025
WEST BUILDING - 10635 Santa Monica Blvd Los Angeles, CA 90025
COTTAGES - 10669-10685 Santa Monica Blvd Los Angeles, CA 90025


CONTACT Josh Bernstein
COMPANY Cushman & Wakefield
PHONE 310.228.1425

BUILDING FEATURES

- 2 buildings & 4 historic cottages
- Large floor plates
- Green maintenance practice
- Walking distance to Westfield Century City Mall and numerous restaurants & amenities

AVAILABILITY

East Building		
Third Floor	24,183 SF	Available Immediately
West Building		
Suite 115	2,107 SF	Spec Suite – Available Immediately
Suite 145	5,306 SF	Available Immediately
Suite 160	1,769 SF	Available Immediately
Suite 170	2,467 SF	Available November 1, 2022
Suite 305	3,023 SF	Available Immediately
Suite 315	1,049 SF	Available Immediately
Suite 340	1,742 SF	Available Immediately
Grove Cottages		
Suite 10681	1,363 SF	Available Immediately


[VIEW WEBSITE](#)

LOS ANGELES, CALIFORNIA

ONNI TIMES SQUARE

ADDRESS 202 W 1st Street Los Angeles, CA 90012
CONTACT Dana Vargas
COMPANY JLL
PHONE 213.239.6121

BUILDING FEATURES

- Incredible architecture, dazzling lobbies & phenomenal creative office opportunities, and uncompromised amenities
- Situated within a synergistic, three building creative office hub
- Centrally located at the very heart of LA
- Managed by an excellent on-site team & an attentive 24-hour security force
- Short walk from Museum Row, Grand Central Market and Bunker Hill
- Just blocks from the 110 and 10 freeways, in addition to other major public transportation hubs

AVAILABILITY

The Times South		
Suite 200	19,330 SF	Available Immediately
Suite 300	18,388 SF	Available Immediately
Suite 420	3,523 SF	Available Immediately
Suite 430	3,113 SF	Available Immediately
Suite 500	19,454 SF	Creative build-to-suit Opportunity
Suite 600	18,906 SF	Creative build-to-suit Opportunity
Suite 700	13,381 SF	Spec Suite – Available Immediately
Suite 825	3,886 SF	Spec Suite – Available Immediately
Suite 900	21,279 SF	Full Floor Opportunity Available
Suite 1000	19,797 SF	Full Floor Opportunity Available
The Plant Building		
Suite 200	32,027 SF	Available Immediately
Suite 300	28,258 SF	Available Immediately
Suite 400	12,163 SF	Available Immediately
The Times North		
Suite 200	26,449 SF	Full Floor Opportunity – Available Immediately
Suite 300	29,467 SF	Full Floor Opportunity – Available Immediately
Suite 420	4,880 SF	Available Immediately
Suite 430	5,431 SF	Available Immediately
Suite 435	6,136 SF	Available Immediately

FEATURED PROPERTIES

NOW LEASING

[VIEW WEBSITE](#)

LOS ANGELES, CALIFORNIA

WESTERN PACIFIC

ADDRESS 1031 S Broadway Los Angeles, CA 90015
CONTACT Dana Vargas
COMPANY JLL
PHONE 213.239.6121

BUILDING FEATURES

- Highly visible presence at the very heart of the most talked about neighborhood in LA
- Vast window line with encumbered, 360-degree views
- Exceptionally capable, well-capitalized and experienced landlord intently focused on "the tenant experience"
- Next door to thousands of brand new luxury residential units and a thriving urban community
- Surrounded by new food concepts, chic boutique hotels and world-class entertainment venues
- Over 1,000 subterranean parking spaces available at the new Broadway Palace across the street
- Prominent user signage available

AVAILABILITY

Suite 200	3,922 SF	Available Immediately
Suite 275	9,907 SF	Available Immediately
Suite 325	3,909 SF	Spec Suite – Available Immediately
Suite 375	5,286 SF	Spec Suite – Available Immediately
5th Floor	20,101 SF	Shell Space – Available Immediately
6th Floor	20,102 SF	Shell Space – Available Immediately
9th Floor	20,102 SF	Available Immediately – Second Generation Space
10th Floor	20,102 SF	Available Immediately – Second Generation Space
11th Floor	19,995 SF	Available Immediately – Second Generation Space
12th Floor	19,701 SF	Available Immediately – Second Generation Space

[VIEW WEBSITE](#)

LOS ANGELES, CALIFORNIA

WILSHIRE COURTYARD

ADDRESS 5700 & 5750 Wilshire Blvd Los Angeles, CA 90036
CONTACT Josh Bernstein
COMPANY Cushman & Wakefield
PHONE 310.228.1425

BUILDING FEATURES

- Totals over 1 million sq ft on 8.7 acres
- Expansive outdoor areas with communal seating
- Large floor plates with balconies perfect for open creative space

AVAILABILITY

5700 Wilshire Blvd

Suite 120A	16,298 SF	Available Immediately
Suite 120B	14,314 SF	Available Immediately
Suite 120C	3,006 SF	Available Immediately
Suite 125	10,643 SF	Available Immediately
Suite 130	1,708 SF	Available Immediately
Suite 145	870 SF	Available Immediately
Suite 170	9,713 SF	Available Immediately
Suite 250	41,274 SF	Available October 1, 2022
Suite 330	3,744 SF	Available Immediately
Suite 345	5,719 SF	Available Immediately
Suite 380	7,726 SF	Available Immediately
Suite 456	6,932 SF	Available Immediately
Suite 480	5,471 SF	Available Immediately
Suite 540	28,037 SF	Available Immediately
Suite 600	11,626 SF	Available Immediately

5750 Wilshire Blvd

Suite 100	12,083 SF	Available Immediately
Suite 175	15,333 SF	Available Immediately
Suite 200	104,079 SF	Available Immediately
Suite 300	101,034 SF	Available Immediately
Suite 400	60,025 SF	Available Immediately
Suite 510	11,392 SF	Available Immediately

FEATURED PROPERTIES

NOW LEASING

[VIEW WEBSITE](#)

MANHATTAN BEACH, CALIFORNIA

MANHATTAN BEACH TOWERS

ADDRESS 1230 Rosecrans Avenue Manhattan Beach, CA 90266
CONTACT Tom Sheets & Quint Carroll
COMPANY CBRE
PHONE 310.363.4943 / 310.363.4973

BUILDING FEATURES

- Certified LEED Gold Building
- Centrally located in the heart of El Segundo and Manhattan Beaches, directly adjacent and walking distance to The Pointe, Manhattan Village, and Plaza El Segundo dining, shopping, and entertainment.
- With 6 floors of Class A office space, Manhattan Beach Towers is the tallest project in Manhattan Beach
- Parking ratio 3.3:1,000 sq ft

AVAILABILITY

Suite 110	4,808 SF	Available Immediately
Suite 115	2,458 SF	Available Immediately
Suite 150	1,582 SF	Available Immediately
Suite 210	1,565 SF	Build to Suit Opportunity – Available Immediately
Suite 280	1,596 SF	Available August 1, 2022
Suite 500	4,638 SF	Available Immediately
Suite 520	5,062 SF	Available Immediately
Suite 560	7,245 SF	Available Immediately
Suite 600	2,814 SF	Available Immediately
Suite 620	2,079 SF	Available July 1, 2022
Suite 630	1,909 SF	Available June 1, 2022
Suite 680	5,181 SF	Available Immediately

FULLY LEASED

[VIEW WEBSITE](#)

LOS ANGELES, CALIFORNIA

1212 SOUTH FLOWER

ADDRESS 1212 South Flower Los Angeles, CA 90015

NOVEMBER 2022

CHICAGO COMMERCIAL LEASING OFFICE AVAILABILITIES



OFFICE

ONNI.COM

200 N LASALLE SUITE 300 CHICAGO, IL 60601
312.489.8504 | USALEASING@ONNI.COM

FEATURED PROPERTIES

NOW LEASING



[VIEW WEBSITE](#)

CHICAGO, ILLINOIS

200 N LASALLE

ADDRESS 200 North LaSalle Chicago, IL 60601
CONTACT Benjamin Cleveland & Mark Gunderson
COMPANY Stream Realty
PHONE 312.448.6221 / 312.448.8645

BUILDING FEATURES

- Landmark, Class "A" high-rise in the heart of downtown Chicago's central business district
- Located on the northwest corner of Lake and North LaSalle streets in The Loop, the historic center of downtown Chicago
- Incorporates 643,323 rentable sq. ft
- Near proximity to Thompson Center, City Hall/ County Building, Daley Center, and all major
- METRA/CTA trains

AVAILABILITY

Suite #425	3,868 SF	Available Immediately
Suite #500	23,516 SF	Available Immediately – Full Floor Opportunity
Suite #600	23,149 SF	Available Immediately
Suite #810	4,000 SF	Available Immediately
Suite #950	7,967 SF	Spec Suite Move-In Ready – Available Immediately
Suite #1400	23,516 SF	Available Immediately – Move-In Ready
Suite #1600	23,149 SF	Available Immediately
Suite #1700	6,150 SF	Spec Suite Move-In Ready – Available Immediately
Suite #1720	4,843 SF	Available November 1, 2022
Suite #1745	8,154 SF	Available Immediately
Suite #1850	3,996 SF	Available Immediately
Suite #1890	2,026 SF	Available Immediately
Suite #2000	14,481 SF	Available Immediately
Suite #2100	13,759 SF	Available Immediately
Suite #2420	7,029 SF	Available December 1, 2022
Suite #2450	8,542 SF	Available Immediately
Suite #2700	14,673 SF	Available June 1, 2022
Suite #2810	5,568 SF	Available December 1, 2022
Suite #2820	1,210 SF	Available Immediately
Suite #2900	20,048 SF	Available Immediately – Full Floor Opportunity
Suite #3000	24,032 SF	Available Immediately



[VIEW WEBSITE](#)

CHICAGO, ILLINOIS

550 WEST VAN BUREN

ADDRESS 550 West Van Buren Chicago, IL 60607
CONTACT Benjamin Cleveland & Mark Gunderson
COMPANY Stream Realty
PHONE 312.448.6221 / 312.448.8645

BUILDING FEATURES

- 24-hour key card access for front door, turnstiles, elevators, dock, garage; compatible with many tenant systems
- 24-hour manned security
- Efficient 20,667 sq.ft. column-free floor plates
- Indoor heated executive parking for 17 cars
- 1,700 car self-parking garage across the street
- CTA bus stops in front of building: #60, #157, #125
- Close to CTA blue line
- Close proximity to highways

AVAILABILITY

Suite #200	21,159 SF	Available Immediately
Suite #300	3,613 SF	Available Immediately
Suite #330	5,693 SF	Available Immediately
Suite #600	20,667 SF	Available Immediately
Suite #700	20,667 SF	Available Immediately
Suite #1110	4,847 SF	Available Immediately
Suite #1150	6,229 SF	Available Immediately
Suite #1250	5,033 SF	Available Immediately
Suite #1300	20,667 SF	Available Immediately – Full Floor Opportunity
Suite #1400	4,975 SF	Available Immediately
Suite #1530	3,634 SF	Spec Suite Move-In Ready – Available Immediately

FEATURED PROPERTIES

NOW LEASING



[VIEW WEBSITE](#)

CHICAGO, ILLINOIS

OLD TOWN PARK 3

ADDRESS 224 West Hill St. Chicago, IL 60610
CONTACT Eric Myers & Kathleen Bertrand
COMPANY Transwestern
PHONE 312.881.7017 / 312.881.7046

BUILDING FEATURES

- 70,000 sq ft of premium office space
- River North meets Old Town in a luxury high rise
- New construction office space
- Exclusive office entrance
- Abundant parking
- Convenient transportation options
- Total access to unparalleled amenities

AVAILABILITY

Suite #500 36,744 SF Available Immediately

COMING SOON



[WEBSITE COMING SOON](#)

CHICAGO, ILLINOIS

225 RANDOLPH

ADDRESS 225 W Randolph St Chicago, IL 60606
CONTACT Jack O'Brien, Matt Whipple & Dan Heckman
COMPANY Telos Group
PHONE 312.907.2133 / 312.477.2939 / 312.771.3211

BUILDING FEATURES

- Chicago's newest landmark located at the southeast corner of Franklin and Randolph
- Streets in the heart of the West Loop
- Contains almost 850,000 sq ft of space
- 88-stall underground parking garage
- Outdoor plaza areas on the north and west sides of the building
- Immediate proximity to Chicago's two major commuter-rail stations

AVAILABILITY

Coming Soon

NOVEMBER 2022

SEATTLE COMMERCIAL LEASING OFFICE AVAILABILITIES



OFFICE

ONNI.COM

1411 4TH AVE, SUITE 1501 SEATTLE, WA 98109
213.315.0205 | USALEASING@ONNI.COM

FEATURED PROPERTIES

NOW LEASING

[VIEW WEBSITE](#)

SEATTLE, WASHINGTON

1411 FOURTH AVENUE

ADDRESS 1411 4th Avenue Seattle, WA 98101
CONTACT Joe Gowan & Lloyd Low
COMPANY JLL
PHONE 206.607.1738 / 206.607.1796

BUILDING FEATURES

- Transit oriented CBD location with immediate access to the 3rd Avenue public transit corridor, Interstate 5 and Highway 99
- Landmark Historic Building
- Centrally located in the heart of Seattle's Central Business District on the Northwest Corner of 4th Avenue and Union Street
- Situated only three blocks from the iconic Pike Place Market, within walking distance of Pacific Place Mall, the Washington State Convention Center and countless other dining, shopping and retail amenities
- HVAC Installation

AVAILABILITY

Suite 200	12,490 SF	Available Immediately
Suite 300	7,973 SF	Available Immediately
Suite 400	8,595 SF	Available Immediately
Suite 500	8,582 SF	Available Immediately
Suite 600	8,582 SF	Available Immediately
Suite 700	8,582 SF	Available Immediately
Suite 800	8,595 SF	Available Immediately
Suite 900	8,587 SF	Available Immediately
Suite 1000	8,587 SF	Available Immediately
Suite 1300	8,587 SF	Available Immediately
Suite 1400	8,600 SF	Available Immediately
Suite 1503	506.42 SF	Available Immediately
Suite 1525	252.16 SF	Available Immediately
Suite 1550	1,377.4 SF	Available Immediately

COMING SOON

[VIEW WEBSITE](#)

SEATTLE, WASHINGTON

1120 JOHN STREET

ADDRESS 1120 John St Seattle, WA 98109
CONTACT Joe Gowan, Lisa Stewart & Lloyd Low
COMPANY JLL
PHONE 206.607.1738 / 206.607.1706 / 206.607.1796

AVAILABILITY

COMING SOON!

NOVEMBER 2022

PHOENIX COMMERCIAL LEASING OFFICE AVAILABILITIES



OFFICE

ONNI.COM

5055 N 32ND ST, SUITE 200 PHOENIX, AZ 85018
602.595.4801 | USALEASING@ONNI.COM

OFFICE FEATURED PROPERTIES

NOW LEASING



[VIEW WEBSITE](#)

PHOENIX, ARIZONA

5055 N 32nd

ADDRESS 5055 N 32nd Street Phoenix,
AZ 85018
CONTACT Dave Carder
COMPANY Cushman & Wakefield
PHONE 602.224.4436

BUILDING FEATURES

- Unique, free-standing office building located at the conflux of Paradise Valley, Arcadia, and Biltmore areas
- Offers prominent signage options available at one of the Valley's most affluent intersections
- Excellent walkable amenities across 32nd Street
- Located immediately across from several restaurants, retail & grocery stores

AVAILABILITY

Suite 100 11,509 SF - Spec Suites Opportunity
Available Immediately – Full Floor Opportunity



ONNI.COM

Availabilities may vary. Please speak with an Onni Representative for details. Developer reserves the right to make modifications to floorplans, project design, materials, features and specifications without notification. All maps, renderings and illustrations reflect the artist's interpretation only and may differ from the final product. E. & O. E.