

Authorized
PLATINUM
Dealer 2013



CAMPUS COMPUTERS LTD.
#133 – 13982 CAMBIE ROAD
RICHMOND, BC
V6V2K2
CONTROL4@CAMPUSCOMPUTERS.COM
604-771-2222

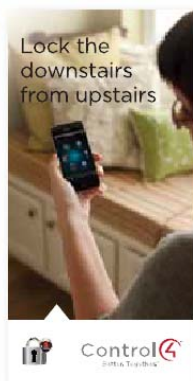

Welcome to your new home and the world of Control4! We've included a Control4 HC-250 controller and lighting control switches for you to experience your new home automation system!

To ensure that you are able to use the system to its full potential, we will visit you in your new home to integrate Control4 with your existing TV and audio/video system. In advance of our visit, please have your TV service setup and an active internet connection ready.

You can explore the many upgrade options available by visiting the Control4 website (www.control4.com) and during our visit, we'll be happy to discuss them with you.

Once your TV and internet services are ready, please contact us at 604-771-2222 or control4@campuscomputers.com to schedule an appointment. Campus Computers also provides a variety of different services when setting up your home entertainment system so please be sure to ask for more details.

NOTE: Campus Computers can provide TV mounting and A/V setup at additional cost.



CONTROL4 AUTOMATED LIGHTING

DIMMER



(NOTE: Has a notch on the Top Button)

Single Tap on the Top Button turns the Light On

Single Tap on the Bottom Button turns the Light Off

Press and Hold the Top Button ramps the light to 100% over 5 seconds

Press and Hold the Bottom Button ramps the light to 0% over 5 seconds

SWICH



Basic On/Off switch

Tap the Top Button to turn On the Light

Tap the Bottom Button to turn Off the Light

2-BUTTON KEYPAD



Used in a 3-way Lighting scenario

Top and Bottom buttons are Linked to the main switch or Dimmer

When Linked to a Dimmer, buttons will act as a Dimmer

When Linked to a Switch, buttons will act as a Switch

6-BUTTON KEYPAD




6 Individual buttons that can be programmed

Can be programmed for Lighting control

Can be programmed for Music control

Can be Programmed for Scenes with music and lighting

BASE CONFIGURATION



Button 1 <i>ALL ON</i>	Button 4 <i>ALL OFF</i>
Button 2 <i>LIGHT 50%</i>	Button 5 <i>LIGHT 75%</i>
Button 3 <i>MUSIC ON</i>	Button 6 <i>MUSIC OFF</i>

CONTROL4 HOME AUTOMATION

HC-250 CONTROLLER



Main Control4 Controller for Home Automation

Operates Zigbee Pro for Lighting

Can be programmed for to Control Compatible TV and A/V equipment

SR-250 REMOTE CONTROL



Portable Remote Control for the Home

Single Remote for Watching TV

Can be used to Control the Lights

Can be used to Control the Music

